

## Investment Objective

Global Credit seeks to generate attractive total return and current income by investing globally in high-conviction opportunities across Oaktree's liquid performing credit platform of high yield bonds, senior loans, structured credit, emerging markets debt and convertibles. Investments are selected through bottom-up fundamental analysis. Global Credit flexibly allocates among credit asset classes based on changing market conditions and our assessment of relative value.

### Fund Overview

<b>Sub-Fund Base Currency</b>	USD
<b>Sub-Fund Inception</b>	1 September 2017
<b>Domicile</b>	Luxembourg
<b>Legal Structure</b>	SICAV
<b>Morningstar Category</b>	EAA Fund Global High Yield Bond
<b>Total Net Assets (USD mm)</b>	5,083.05
<b>Share Class Facts</b>	
<b>Unit Class</b>	E USD Acc
<b>Share Class Inception Date</b>	30 April 2018
<b>ISIN</b>	LU1617687154
<b>Bloomberg Ticker</b>	OTGLCEU LX
<b>Valor Number</b>	36845226
<b>WKN Number</b>	A2DST2
<b>Minimum Investment</b>	125,000
<b>Subscriptions</b>	Daily
<b>Redemptions</b>	Weekly
<b>Notice Period - Subscriptions</b>	T-0
<b>Notice Period - Redemptions</b>	T-5 Calendar Days
<b>Base Management Fee p.a.</b>	0.75%
<b>Performance Fee p.a.</b>	None
<b>Net Asset Value</b>	150.52
<b>Calculation of the NAV</b>	Daily

THIS IS A MARKETING COMMUNICATION. PLEASE REFER TO THE PROSPECTUS OF THE FUND BEFORE MAKING ANY FINAL INVESTMENT DECISIONS. Important Sub-Fund information, including the relevant Prospectus/KIID/KID may be found on the oaktreescav.com website.

### Principal Risks of the Sub-Fund

An investment in the fund entails a degree of risk. Principal risks of the Sub-Fund include (a) risk linked to the illiquidity of the shares, (b) valuation risks, (c) currency and market risks, (d) illiquidity and credit risks of derivatives instruments, and (e) leverage and financing risks. This is not an exhaustive list of the costs and risks. Other costs and risks apply. Before making any investment decision, please read the Prospectus, in particular the Appendix titled "Risk Factors". There can be no assurances or guarantees that the Sub-Fund's investment objectives will be realized, that the Sub-Fund's investment strategy will prove successful or that investors will not lose all or a portion of their investment in the fund. What you will get will vary depending on how the market performs and how long you keep the investment/product. Future performance is subject to taxation which depends on the personal situation of each investor and which may change in the future. Investment may lead to a financial loss if no guarantee of the capital is in place. Past performance does not predict future returns.

### Cumulative and Annualized Performance (%)<sup>1</sup>

	Cumulative (%)			Annualized (% p.a.)			
	1 M	3 M	YTD	1 Yr	3 Yr	5 Yr	ITD
Sub-Fund (Net)	1.57	0.32	0.83	7.47	8.93	5.20	5.24
Custom Benchmark <sup>2</sup>	1.56	0.87	1.06	7.33	8.58	5.31	5.34

### Annual Performance (%)<sup>1</sup>

	2026	2025	2024	2023	2022	2021
Sub-Fund (Net)	0.83	7.39	9.92	13.36	-6.56	4.37
Custom Benchmark <sup>2</sup>	1.06	7.10	8.91	13.53	-5.91	5.26

*Past performance is not a guarantee or indicator of future results. See Performance and Appendix Disclosures.*

## Portfolio Commentary

Risk assets staged a significant rebound in April as tensions in the Iran conflict appeared to ease and a ceasefire largely held. However, the Strait of Hormuz remains closed, oil prices stayed above \$100 per barrel, and interest rates drifted higher as inflation fears remain. Despite these headwinds, investors focused on strong Q1 earnings. With over 60% of S&P 500 companies reporting, year-over-year earnings growth exceeded 27%, putting it on track for the strongest growth rate since Q4 2021. U.S. labor market data remained resilient, with payrolls increasing by 178k and the unemployment rate edging down to 4.3%. Inflation rose as expected across the U.S., Europe and the U.K., driven by higher fuel prices. Eurozone inflation jumped above the ECB's 2% target while inflation in both the U.S. and U.K. exceeded 3% year-over-year. Consumers anticipate persistently higher inflation with 1-year expectations rising to 4.7% in the University of Michigan survey. The Fed, ECB, and BOE kept policy rates unchanged, signaling patience as they assess geopolitical risks and the impact of elevated oil prices. Meanwhile, 10-year U.S. Treasury, U.K. Gilt and German Bund yields rose by 5 bps, 10 bps and 3 bps, respectively. Credit markets performed well as global high yield bond and senior loan spreads tightened 49 bps and 31 bps, respectively, and delivered returns of 1.8% and 1.4%, respectively. Global investment grade bonds lagged, returning 0.3%. (Represented by the ICE BofA Non-Financial Developed Markets High Yield Constrained, S&P UBS Global Leveraged Loan, and ICE BofA Global Corporate Indices).

Against this backdrop, the portfolio delivered a strong monthly return, with all strategies contributing positively, and outperformed the high yield bond and senior loan index. High yield bonds were the top contributing asset class, driven by significant spread tightening. European bonds outperformed their U.S. counterparts. Structured credit also delivered strong returns, led by a rebound in CLO debt tranches and gains in non-Agency RMBS. Senior loans delivered positive returns, as U.S. loans continued their recovery that began in March and European senior loans outperformed their U.S. counterparts. Convertible bonds performed very well with "balanced" bonds outperforming "busted" bonds amid the equity market rally. Finally, emerging markets debt advanced, supported by strength in Latin American corporates.

While fundamentals across credit markets remain strong, several factors warrant caution going forward. A resolution to the conflict in Iran could still be weeks or months away, oil prices are expected to remain above \$80 per barrel well into 2027, consumption could slow due to higher prices and, ultimately, the growth outlook could be revised down. During April, we took advantage of market strength to trim risk and redeploy capital into our highest conviction strategies. We found attractive opportunities in European bonds, low volatility "busted" convertible bonds as well as non-agency RMBS with a low correlation to corporate credit. Overall, we believe the portfolio is positioned to withstand market volatility, with dry powder ready to deploy, while still participating in market strength. Our yield-to-worst is 7.4%, average price is 98.5, and duration is 2.5 years.

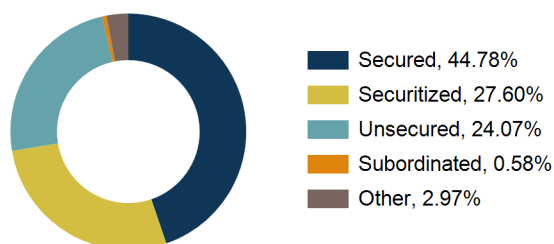
### Portfolio Characteristics

	Portfolio
Number of Issuers	878
Average Price	98.46
Average Coupon	6.49%
Effective Duration	2.51
Average Credit Rating <sup>3</sup>	BB-
Current Yield	6.45%
Yield to Worst	6.95%
Hedged Yield to Worst <sup>4</sup>	7.42%
Spread to Worst	363
Fixed	51.44%
Floating	48.56%

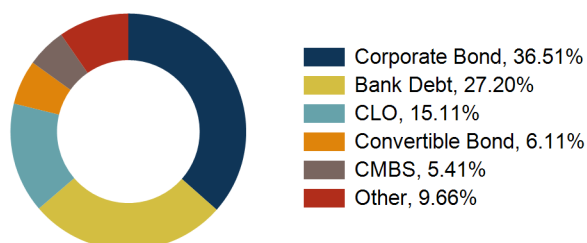
### Strategy Allocations<sup>6</sup>

	Baseline (%)	Current (%)
<i>High Yield Bonds</i>	30.00	27.92
U.S.	22.50	19.77
European	7.50	8.15
<i>Senior Loans</i>	30.00	28.04
U.S.	24.00	17.15
European	6.00	10.89
<i>Emerging Markets Debt</i>	5.00	2.46
<i>Structured Credit</i>	45.00	28.49
Real Estate Debt	15.00	11.11
Corporate	30.00	17.38
<i>Global Convertibles</i>	5.00	6.08
<i>Cash / Cash Equivalents<sup>7</sup></i>	0.00	7.01
<b>Total</b>	<b>115.00</b>	<b>100.00</b>

### Seniority<sup>10</sup>



### Portfolio Composition



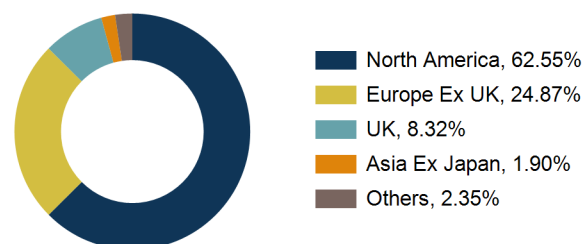
### 10 Largest Industry Groups<sup>5</sup>

	% of Fund
Software	4.08
Hotels, Restaurants & Leisure	3.98
Health Care Providers & Services	3.74
Chemicals	3.36
Commercial Services & Supplies	3.28
Media	2.89
Food Products	2.45
Diversified Telecommunication Services	2.44
Oil, Gas & Consumable Fuels	2.34
Pharmaceuticals	2.21
<b>Total</b>	<b>30.76</b>

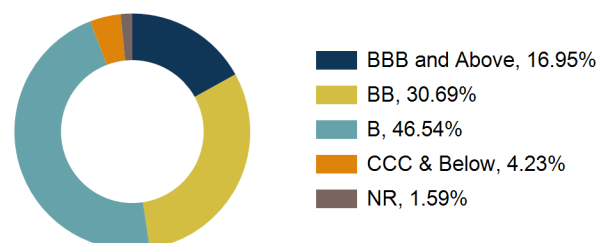
### Strategy Performance Contribution<sup>8,9</sup> (bps)

	Gross			Net		
	MTD	QTD	YTD	MTD	QTD	YTD
<i>High Yield Bonds</i>	53	53	34	52	52	29
U.S.	36	36	26	36	36	22
European	17	17	8	17	17	7
<i>Senior Loans</i>	42	42	29	41	41	24
U.S.	19	19	6	19	19	3
European	23	23	23	23	23	21
<i>Emerging Markets Debt</i>	13	13	12	13	13	12
<i>Structured Credit</i>	48	48	58	47	47	53
Real Estate Debt	8	8	22	8	8	20
Corporate	40	40	36	40	40	33
<i>Global Convertibles</i>	14	14	17	13	13	16
<i>Cash / Cash Equivalents</i>	-8	-8	-42	-8	-8	-43
<b>Total (Gross)</b>	<b>161</b>	<b>161</b>	<b>107</b>	<b>159</b>	<b>159</b>	<b>92</b>

### Geographic Diversification



### Credit Quality<sup>11</sup>



## Endnotes

Note: Past performance is not a guarantee or indicator of future results. See Performance Disclosures.

1. Net returns are based on official NAVs provided by the fund administrator and are inclusive of fees and expenses. The fund administrator will implement swing pricing when contributions or redemptions breach a defined threshold, and this may impact performance as reported at month end.
2. The Sub-Fund is benchmarked against a custom index that represents 50% BofA Merrill Lynch Non-Financial Developed Market High Yield Constrained (USD Hedged) Index, 40% Credit Suisse Leveraged Loan Index, and 10% Credit Suisse Western European Leveraged Loan Index (USD Hedged). This is provided as a representation of returns for a balanced high yield and senior loan index. Index returns are before fees and expenses. However, the Sub-Fund is actively managed by implementing the investment philosophy and process as detailed in the Prospectus. The Sub-Fund's investment activities are not restricted by the Index and the investment manager is free to deviate from the Index.
3. Average credit rating reflects the rated portion of the fund. Not rated securities are excluded.
4. Assumes hedged to USD with 3-month forwards.
5. Industry exposure is calculated as a given industry's market value weight as a percentage of the entire fund. The industries represent GICS level 3 for all securities other than structured products, which are categorized separately for ABS, CLOs, CMBS and RMBS. Allocations are subject to change. Additional account-specific allocation guidelines or other restrictions may apply. From time-to-time the account's cash (as reported on a trade date basis) may be negative due to the purchase of investments in asset classes such as senior loans, which have longer-dated settlement periods. As such, those monies may be temporarily deployed in other liquid securities and/or short-horizon investments which will be liquidated to meet the portfolio's funding requirements upon trade settlement. Settlement date cash will always remain positive.
6. Allocations are subject to change. Additional account-specific allocation guidelines or other restrictions may apply. From time-to-time the account's cash (as reported on a trade date basis) may be negative due to the purchase of investments in asset classes such as senior loans, which have longer-dated settlement periods. As such, those monies may be temporarily deployed in other liquid securities and/or short-horizon investments which will be liquidated to meet the portfolio's funding requirements upon trade settlement. Settlement date cash will always remain positive.
7. Cash and Cash equivalents may include cash; high-quality, short-duration corporate and government bonds; or derivatives (e.g., CDS/CDX, futures).
8. All returns presented are based on Oaktree pricing sources and methodology and reconciled with NAVs provided by the fund administrator. Strategy-level market values utilized in the calculation of performance contribution are beginning of period cash-flow adjusted market values. Strategy performance contribution is defined as the proportion of return that is attributable to each strategy over the period. Cash allocation may include securities Oaktree deems to be cash substitutes.
9. The Strategy Performance Contribution presented herein for Oaktree Lux III - Global Credit Fund (the "Fund") reflects the performance contribution from each of the investment strategies of the fund. It is calculated for each measured period using the returns of the fund's USD-denominated institutional share-class, ISIN LU1617687584 ("USD Share-Class I"), using the market-value based weights and returns of the portfolio's holdings in the calculation. Net returns and strategy performance contribution reflect actual net results for USD Share-Class I. The returns and strategy performance contribution for USD Share-Class I are presented for illustrative purposes only. Returns for other share-classes of the fund may differ materially from the illustrative results presented here for a variety of reasons including the impact of currency hedging on share-classes denominated in non-USD currencies, swing-pricing procedures which may be implemented by the fund-administrator, varying expense ratios across share-classes, and the timing of share-class level subscriptions and redemptions, among other factors. When the Sub-Fund or class is denominated in another currency than the one of your country, or when costs are partially or fully paid in another currency than yours, then costs and performances may increase or decrease as a result of currency and exchange rate fluctuations.
10. Securitized category consists of ABS, CLOs, CMBS and RMBS.
11. Ratings reflect the middle of S&P, Moody's and Fitch ratings and if not rated by those three agencies then the lower of DBRS and KBRA ratings. If still not rated, then Oaktree internal ratings methodology is applied.

## Performance Disclosures

**The performance information contained herein is provided for informational purposes only. Oaktree makes no representation, and it should not be assumed, that past performance is an indication of future results. There can be no assurance that the Oaktree Lux III - Global Credit Fund will be able to earn the rates of return indicated herein. Indeed, wherever there is the potential for profit, there is also the possibility of loss.**

Valuations are calculated in accordance with Lux GAAP. In addition, the performance information contains valuations of investments that have not been fully realized as of this report date. There can be no assurance that any of these valuations will be attained as actual realized returns will depend upon, among other factors, future operating results, the value of the assets and market conditions at the time of disposition, any related transaction costs and the timing and manner of sale, all of which may differ from the assumptions upon which the valuations contained herein are based. Consequently, the actual realized returns may differ materially from the current returns indicated in this document. Oaktree makes no representation, and it should not be assumed, that past performance is an indication of future results. There can be no assurance that the portfolio will be able to earn the rates of return indicated herein.

## Time-Weighted Rates of Return

The time-weighted rates of returns set forth herein reflect both realized and unrealized gains and losses and the reinvestment of interest and other earnings unless otherwise stated. Gross time-weighted rates of return are calculated before management fees, any expenses, and any incentive fees or "carried interest" paid, accrued or allocated to the general partner or investment manager of the funds and accounts. Net time-weighted rates of return are after management fees, all expenses of the funds or accounts, and any incentive fees or "carried interest" paid, accrued or allocated to the general partner or investment manager of the funds and accounts.

## Sustainability Disclosures

SFDR is a disclosure regime (rather than a labelling regime). Article 8 does not denote any uniform set of environmental, social and governance standards or characteristics. Any decision to invest in the Fund should take into account all of its characteristics and prospective investors should consult the offering documents setting out the Fund's approach to environmental, social and governance matters. Please refer to Oaktree Capital website ([oaktreecapital.com/disclosures](http://oaktreecapital.com/disclosures)) for SFDR disclosure.

## Legal Information

This marketing communication is related to Oaktree (Lux.) III, an open-ended investment company with variable capital (SICAV), qualifying as an Alternative Investment Fund under Part II of Luxembourg law of 17 December 2010 and its Sub-Fund. This marketing communication is intended only for professional investors in the EU/EEA countries where the Sub-Fund is registered for distribution and is not intended for retail investors, nor for U.S. Persons as defined under Regulation S of the United States Securities Act of 1933, as amended.

This document is issued by LFE European Asset Management S.à r.l. trading as Oaktree Capital Management (Lux.) S.à r.l., located at 31 Avenue Monterrey, L-2163 Luxembourg. LFE European Asset Management S.à r.l. is authorized as an Alternative Investment Fund Manager (AIFM) in Luxembourg, regulated by the Commission de Surveillance du Secteur Financier (CSSF) - CSSF code: A00001390, LEI: 254900VU01O5TRXPGI73. The term "Oaktree" refers to Oaktree Capital Management, L.P.<sup>TM</sup> or its affiliates, individually or collectively, as the context requires, including Oaktree Capital Management (UK) LLP.

Before making any investment decision, investors must read the Prospectus and its SFDR Appendix. The Prospectus and its SFDR Appendix are available in English, as well as the annual and semi-annual reports at [www.oaktreesicav.com](http://www.oaktreesicav.com) or upon request free of charge to Oaktree Capital Management (Lux.) S.à r.l.. A summary of the SFDR Product Disclosures in English is available at [www.oaktreesicav.com](http://www.oaktreesicav.com). A summary of your investor rights is available at [www.oaktreesicav.com](http://www.oaktreesicav.com).

This communication is for informational purposes only and does not constitute, and should not be construed as, an offering of advisory services or any securities or interests. It also does not constitute an offer or solicitation with respect to securities or interests in any jurisdiction where such an offer or solicitation is not duly authorised or to any person to whom it is unlawful to make such an offer or solicitation. The dissemination of information in this communication may depend on local regulations. Recipients must inform themselves about the laws which are in force in their country or jurisdiction. Funds mentioned in this communication are only available in jurisdictions where promotion and sales of their securities or interests is permitted.

Any offer may only be made pursuant to the prospectus relating to *Oaktree Global Credit Fund* (the “**Sub-Fund**”), a Sub-Fund of *Oaktree (Lux.) III* (the “**Fund**”) (each a “**Prospectus**”), the articles of incorporation of the Fund (the “**Articles**”) and the application/dealing form in their final form. It is the responsibility of any recipient of this communication wishing to apply for shares in the Fund to inform itself of and to observe all applicable laws and regulations of any relevant jurisdiction.

This communication does not constitute and should not be construed as investment, legal or tax advice, or a recommendation or opinion regarding the merits of investing in the Fund or the Sub-Fund. Any investment should only be made after consultation with independent qualified sources of investment and tax advice.

None of Oaktree, the Fund or its management company or alternative investment fund manager, as applicable, (together the “**Oaktree Parties**”) makes any representation, and it should not be assumed, that past investment performance is an indication of future results or performance. Any performance information contained herein should be read in conjunction with the footnotes which provide important information related to the calculation of the returns and benchmark information, as applicable.

A potential investor considering an investment in the Fund should read the relevant Prospectus which contains a more complete description of the Fund’s and the Sub-Fund’s investment practices, restrictions, terms and conditions, risks and other factors relevant to a decision to invest. All information contained herein is subject to and qualified in its entirety by the relevant Prospectus. No person has been authorized to make any statement concerning the Fund or the Sub-Fund other than as set forth in the relevant Prospectus, and any such statements, if made, may not be relied upon.

Certain information contained herein concerning economic trends and performance is based on or derived from information provided by independent third party sources. Oaktree believes that such information is accurate and that the sources from which it has been obtained are reliable; however, they cannot guarantee the accuracy of such information. Independent third party sources cited in this communication are not making any representation or warranty regarding any information attributed to them and shall have no liability to any recipient of this communication in connection with the use of such information.

In addition, no responsibility, liability, or duty of care is, or will be accepted by, any of the Oaktree Parties for updating any information contained in this communication or correcting any inaccuracies in it. None of the Oaktree Parties has independently verified any information contained herein and none of the Oaktree Parties makes any representation or warranty as to the accuracy, completeness or reliability of such information or the assumptions on which such information is based. To the fullest extent permitted by law, none of the Oaktree Parties shall be liable (including in negligence) for any direct, indirect or consequential losses, damages, costs or expenses arising out or in connection with the use or reliance on this communication.

This communication is being provided on a confidential basis solely for the information of those persons to whom it is given. The materials, including the information contained herein, may not be copied, reproduced, republished, posted, transmitted, distributed, disseminated or disclosed, in whole or in part, to any other person in any way without the prior written consent of Oaktree. By accepting this communication, each recipient agrees that it will comply with these confidentiality restrictions.

The Sub-Fund is actively managed. While the Sub-Fund has a reference benchmark, it is actively managed by implementing Oaktree’s investment philosophy and process. Oaktree is aware of the benchmark’s composition and characteristics but has an ample degree of freedom to deviate from it.

Sources (unless otherwise specified): Oaktree Capital Management (Lux.) S.à r.l..

### Switzerland

The fund is registered with the Swiss Financial Market Supervisory Authority (FINMA) and is only intended for qualified investors as per Collective Investment Schemes Act (“CISA”), Article 10, paragraph 3 that are professional clients as defined in Article 4 paragraphs 3–5 of Federal Act on Financial Services (“FinSA”). The Prospectus as well as annual or semi-annual reports are available free of charge upon request at the Swiss representative: ACOLIN Fund Services AG, Leutschenbachstrasse 50, CH-8050 Zurich. The Swiss paying agent: NPB Neue Privat Bank AG, Limmatquai 1 / am Bellevue, P.O. Box, CH-8024 Zurich.

### United Kingdom

The fund is notified for distribution under Regulation 59 of the Alternative Investment Fund Managers Regulations 2013 and is only intended for professional clients as per the Financial Conduct Authority’s Conduct of Business Sourcebook (“COBS 3.5”). This financial promotion is exempted from the requirement of an approved person as per Section 19 of the FSMA 2000 (Financial Promotion) Order 2005. Investors should be aware that they are not entitled to access dispute resolution services through the Financial Ombudsman Service (FOS) or to claim investor compensation under the Financial Services Compensation Scheme (FSCS) for any investments or services provided by an overseas person.

### Singapore

The fund is a restricted scheme under the Sixth Schedule to the Securities and Futures (Offers of Investments) (Collective Investment Schemes) Regulations of Singapore. The Information Memorandum has not been registered as a Prospectus with the MAS. This document is part of the Information Memorandum and is not an advertisement as defined in Section 305 of the Securities and Futures Act, Chapter 289 of Singapore (“The SFA”). This document has not been reviewed by the Monetary Authority of Singapore (“MAS”). The fund is not authorized under Section 286 of the SFA Chapter 289 or recognized under Section 287 of the SFA by the MAS and is therefore not allowed to be offered to the retail public in Singapore. No entity with a capital marketing services license has been appointed for the distribution of this Sub-Fund in Singapore. This document may not be circulated or distributed, nor may the Fund be offered or sold, or be made the subject of an invitation for subscription or purchase, whether directly or indirectly, to persons in Singapore other than to “institutional investors” pursuant to Section 304 of the Securities and Futures Act, Chapter 289 of Singapore (the “Act”).